



# Large Slat Planter

Model# 11186

Assembly Instructions

<u>Part #</u>	<u>Description</u>	<u>Qty</u>
1	Planter Side w/ Posts	2
2	Planter Side w/o Posts	2
3	$\frac{7}{8}$ x 3 x $13\frac{3}{8}$ " Bottom Rail	7
4	Hardware Bag (includes:)	1
	2" Post Cap	4
	$\frac{3}{4}$ " Painted Screws	8
	Super Glue Tube	1

## General Information

PLEASE READ THROUGH BEFORE BEGINNING ASSEMBLY.

IMPORTANT: Check boxes for Contents Listed

Check inside of parts as some parts are packaged inside of others

In the event of missing, damaged or defective parts please call our customer service dept. at 1-877-258-6020

When assembling components, place on a clean, flat non-abrasive surface to avoid scratches

## Tools Required

... Battery or Electric Drill with #2 phillips bit



150 Birch Road  
P.O. Box 122  
Sheboygan Falls, WI 53085

1-877-258-6020  
www.dura-trel.com  
sales@dura-trel.com

1

# Warranty Statement

## 20 Year Guarantee

**Please call manufacturer direct with questions concerning missing or defective parts at Toll Free: 877-258-6020.**

Dura-trel, Inc. products are warranted to be free from manufacturing defects resulting in delaminating, peeling, flaking, corroding, cracking, crazing, or extreme amounts of fading or bleaching causing the PVC to change to its natural color for a period of 20 years from the date of purchase.

*Normal weathering is defined as exposure to sunlight and extremes of weather and atmosphere which will cause any colored surface to gradually fade.*

### **CONDITIONS NOT COVERED BY THIS WARRANTY:**

- A. Physical abuse, misuse, neglect, or improper storage.
- B. Improper installation or installation not in strict adherence to the instructions written by Dura-Trel, Inc.
- C. This warranty does not apply if materials are painted, varnished, or coated with any substance.
- D. Dura-Trel, Inc. is not responsible for damages to product during shipping.
- E. Damage attributable to atmospheric pollutants, hail, lightning, hurricane, tornado, wind borne objects, earthquake, fire, mildew, casualty, act of God, building or ground settlement, or subjection to stress or weight.

### **CLAIMS AND REMEDIES:**

If a Dura-Trel, Inc. product is determined to have a manufacturing defect which is covered by this warranty, Dura-Trel, Inc. will replace the material containing the defect (labor not included) F.O.B from the point of manufacture. Dura-trel, Inc. will not be responsible for any cost incurred in the removal or reinstallation of the product.

**Important:** An claims must be sent to the following address and should describe the defect claim.

**Dura-Trel, Inc., P.O. Box 122, Sheboygan Falls, WI 53085**

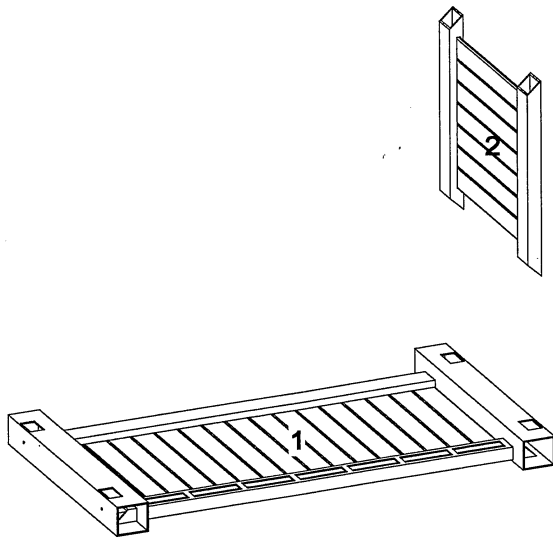
Dura-Trel, Inc. reserves the right to discontinue or change its design, and or color. If the original color or style is not available, Dura-Trel, Inc. shall have the right to substitute a product designated by Dura-Trel, Inc.

Dura-Trel, Inc. shall not be liable for any incidental, special, or consequential damages arising out of the use of these products



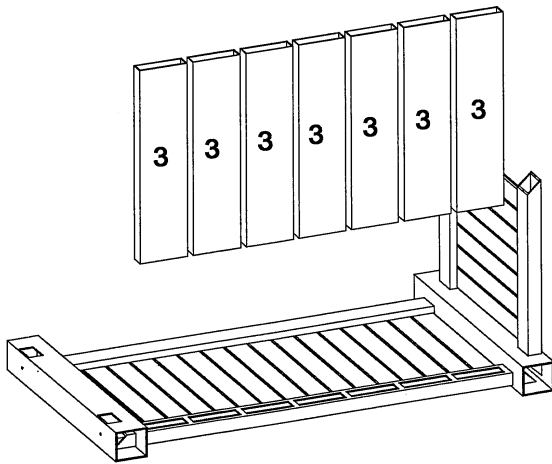
150 Birch Road  
P.O. Box 122  
Sheboygan Falls, WI 53085

1-877-258-6020  
www.dura-trel.com  
sales@dura-trel.com



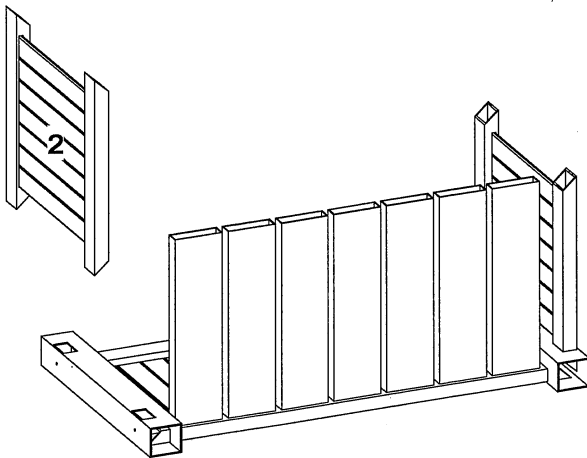
**1**

Insert ends of on planter side WITHOUT posts (part 2) into right post of planter side WITH posts (part 1).



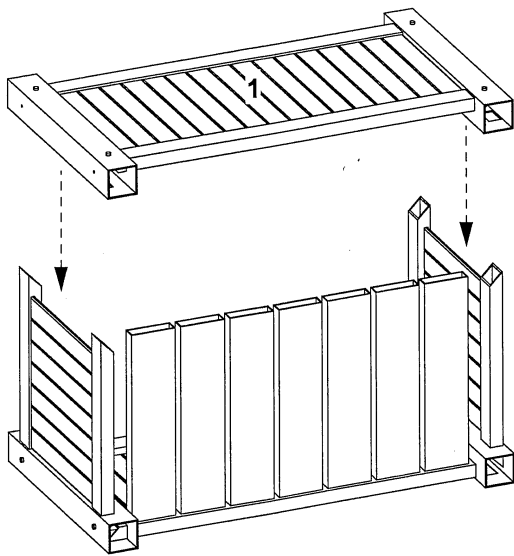
**2**

Insert seven  $\frac{7}{8}$  x 3 x  $13\frac{1}{4}$ " bottom rails (part 3) into holes of planter side WITH posts.



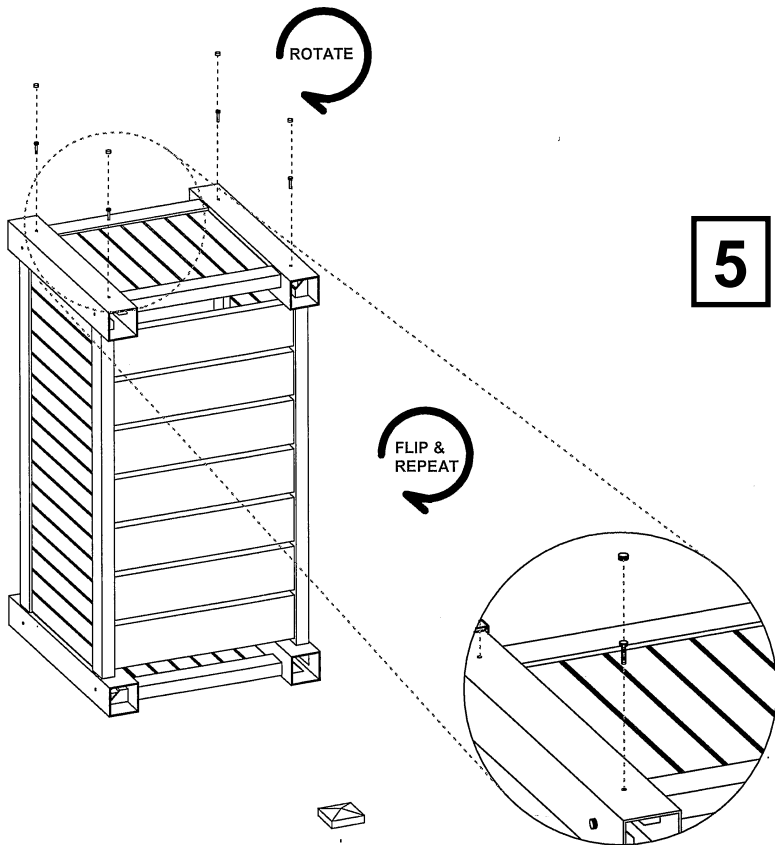
**3**

Insert remaining planter side WITHOUT posts (part 2) into left post of planter side WITH posts.



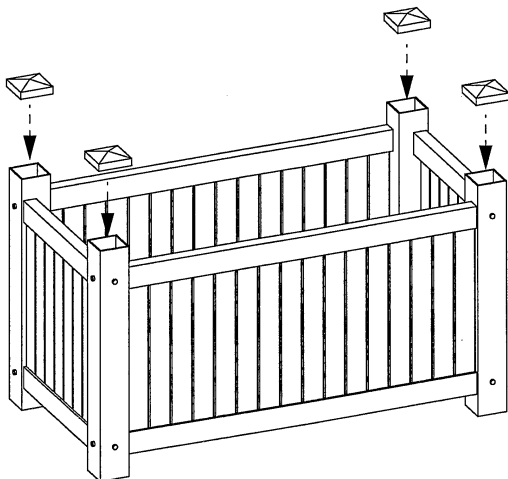
**4**

Insert free ends of bottom rails and planter sides **WITHOUT** posts into remaining planter side **WITH** posts (part 1)



**5**

Using  $\frac{5}{8}$ " screws, screw together the planter side. Be sure planter sides and bottom rails are fully inserted before securing. Flip planter over and repeat for remaining side.



**6**

Apply super glue to inner edged of four 2" sq. post caps and place on top of each post.

Planter will hold one 12" pot. For direct planting, line inside of planter with landscape fabric or cocoa mat.